

Iraq Stock Exchange



Trading Session Tuesday 7/5/2024 -

Traded Volume 1,237,832,717

ISX Index 60 966.39

Previous ISX Index60 973.63

Change % -0.74

Change -7.24

Listed Companies 103

Traded Companies 35

General Assembly Co. 7

Suspended Co. 2

Bulletin No (85) of 2024

Traded Value 1,914,005,461 Trades646

ISX Index 15 1060.45

Previous ISX Index15 1058.58

Change % 0.18

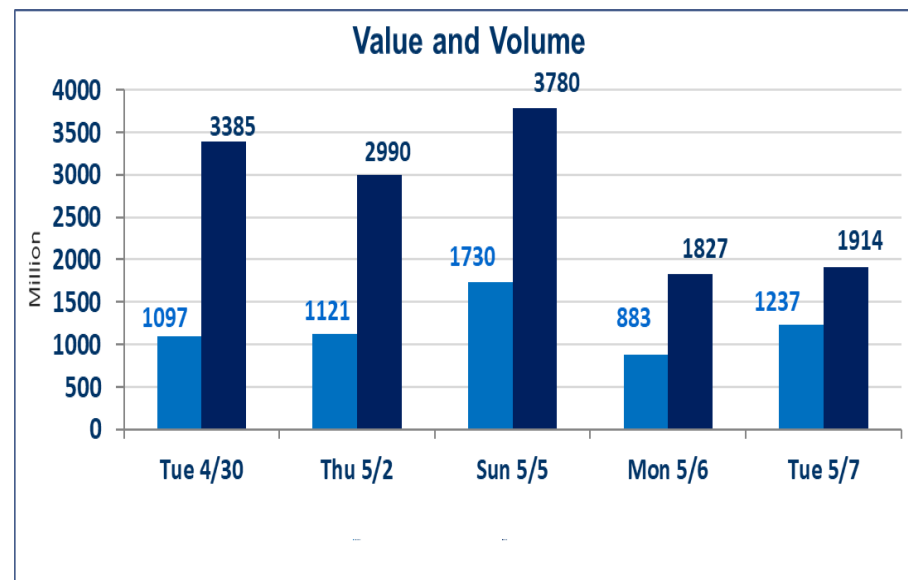
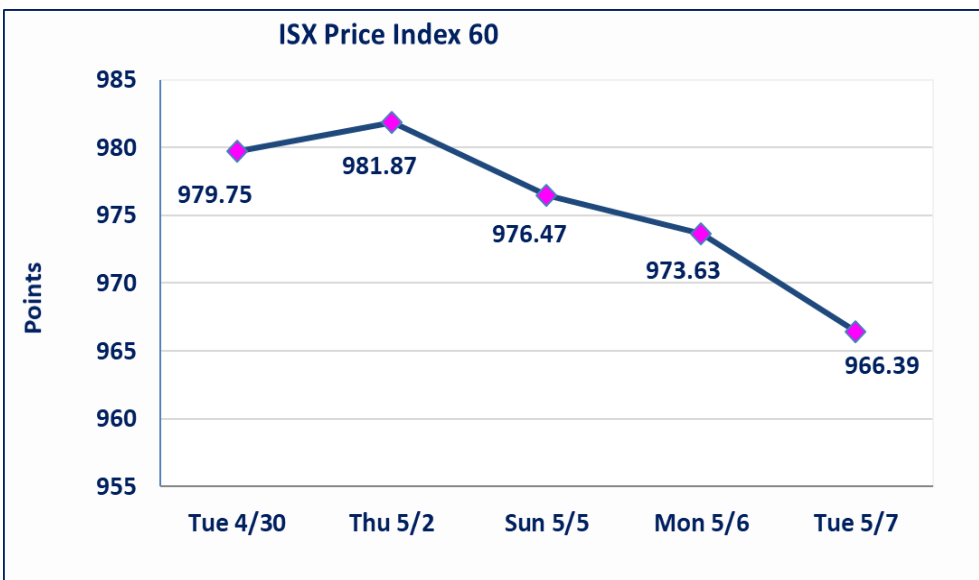
Change 1.87

Non Traded Co. 59

High Companies 6

Low Companies 17

Un Listed Companies OTC 2



Gainers

Company Name	Closing Price	Change (%)	Traded Volume
Ashur International Bank	0.320	6.67	160,844,507
Gulf Commercial Bank	0.190	5.56	130,250,000
Investment Bank of Iraq	0.360	2.86	17,850,000
Asia Cell Telecommunication	9.400	2.17	10,646,140
Ishtar Hotel	9.350	0.54	350,000

Losers

Company Name	Closing Price	Change (%)	Traded Volume
Sumer Commerical Bank	0.090	-10.00	90,000,000
Ready Made Clothes	3.600	-10.00	200,000
Mosul Bank For Investment	0.170	-5.56	117,094,957
Iraqi Carton Manufacturies	1.060	-4.50	5,540,849
Ashour Hotel	17.250	-4.17	29,414,895

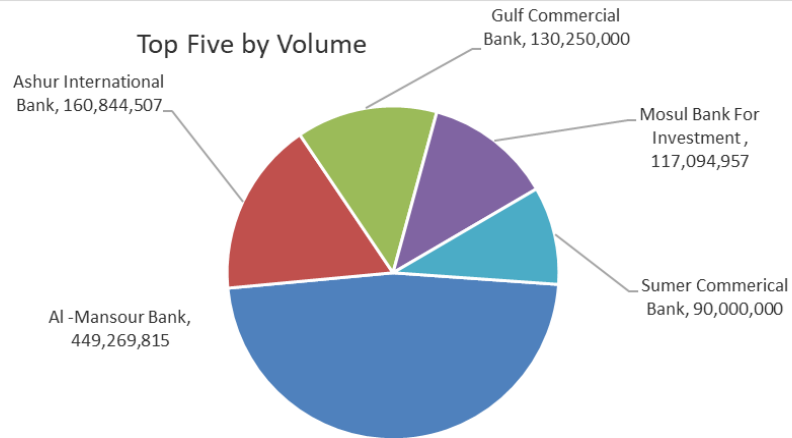
Traded Volume

Company Name	Closing Price	Change (%)	Traded Volume
Al -Mansour Bank	1.410	-2.08	449,269,815
Ashur International Bank	0.320	6.67	160,844,507
Gulf Commercial Bank	0.190	5.56	130,250,000
Mosul Bank For Investment	0.170	-5.56	117,094,957
Sumer Commerical Bank	0.090	-10.00	90,000,000

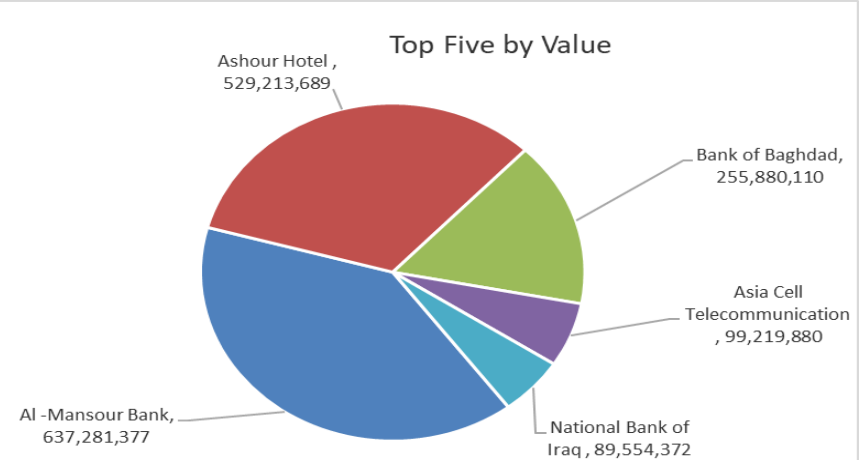
Traded Value

Company Name	Closing Price	Change (%)	Traded Value
Al -Mansour Bank	1.410	-2.08	637,281,377
Ashour Hotel	17.250	-4.17	529,213,689
Bank of Baghdad	4.050	-2.41	255,880,110
Asia Cell Telecommunication	9.400	2.17	99,219,880
National Bank of Iraq	2.930	-2.33	89,554,372

Top Five by Volume



Top Five by Value



Regular Market Bulletin No (85)



Company Name	Code	opening Price	highest price	lowest price	Average price	Prev Average price	Closing Price	prev closing price	change (%)	No.of Trades	Traded Volume	Traded Value
Banks Sector												
Ashur International Bank	BASH	0.310	0.330	0.310	0.320	0.300	0.320	0.300	6.67	57	160,844,507	50,868,742
Bank of Baghdad	BBOB	4.150	4.150	4.050	4.080	4.150	4.050	4.150	-2.41	100	62,693,832	255,880,110
Commercial Bank of Iraq	BCOI	0.760	0.760	0.760	0.760	0.760	0.760	0.760	0.00	3	2,400,000	1,824,000
Gulf Commercial Bank	BGUC	0.180	0.190	0.180	0.190	0.180	0.190	0.180	5.56	21	130,250,000	24,338,804
Investment Bank of Iraq	BIBI	0.360	0.360	0.360	0.360	0.350	0.360	0.350	2.86	7	17,850,000	6,426,000
Middle East Bank	BIME	0.100	0.100	0.100	0.100	0.100	0.100	0.100	0.00	1	110,091	11,009
Mosul Bank For Investment	BMFI	0.180	0.180	0.170	0.170	0.180	0.170	0.180	-5.56	25	117,094,957	20,376,143
Al -Mansour Bank	BMNS	1.440	1.440	1.410	1.420	1.440	1.410	1.440	-2.08	142	449,269,815	637,281,377
National Bank of Iraq	BNOI	2.990	2.990	2.920	2.940	3.020	2.930	3.000	-2.33	61	30,483,695	89,554,372
Sumer Commerical Bank	BSUC	0.090	0.090	0.090	0.090	0.100	0.090	0.100	-10.00	1	90,000,000	8,100,000
Al-Taif Islamic Bank	BTIB	0.700	0.700	0.700	0.700	0.700	0.700	0.700	0.00	1	70,002	49,001
Total Of Banks Sector										419	1,061,066,899	1,094,709,559
Telecommunication Sector												
Asia Cell Telecommunication	TASC	9.300	9.500	9.250	9.320	9.240	9.400	9.200	2.17	66	10,646,140	99,219,880
Total Of Telecommunication										66	10,646,140	99,219,880
Insurance Sector												
Dar Al-Salam for Insurance	NDSA	0.740	0.740	0.740	0.740	0.780	0.740	0.760	-2.63	1	1,500,000	1,110,000
Total Of Insurance Sector										1	1,500,000	1,110,000
Services Sector												
Baghdad -Iraq Transportati	SBPT	37.500	38.430	37.000	37.120	37.000	37.000	37.000	0.00	16	816,428	30,301,729
Mamoura Realestate Invest	SMRI	7.000	7.000	7.000	7.000	7.070	7.000	7.100	-1.41	3	502,840	3,519,880
Total Of Services Sector										19	1,319,268	33,821,609
Industry Sector												
Baghdad Soft Drinks	IBSD	4.230	4.250	4.220	4.23	4.230	4.250	4.230	0.47	17	3,229,868	13,669,571
Iraqi Marketing Date	IIDP	1.690	1.690	1.690	1.690	1.700	1.690	1.700	-0.59	1	100,000	169,000
Al-Kindi of Veterinary Vaccin	IKLV	1.620	1.620	1.620	1.620	1.620	1.620	1.620	0.00	2	951,307	1,541,117
Al-Mansour Pharmaceutical	IMAP	1.910	1.910	1.850	1.880	1.910	1.890	1.910	-1.05	41	29,115,296	54,830,626
Metallic Industries and Bicy	IMIB	1.850	1.850	1.850	1.850	1.850	1.850	1.850	0.00	1	35,000	64,750
Ready Made Clothes	IRMC	3.600	3.600	3.600	3.600	3.730	3.600	4.000	-10.00	2	200,000	720,000
Total Of Industry Sector										64	33,631,471	70,995,064
Hotels Sector												
Babylon Hotel	HBAY	110.000	110.000	110.000	110.000	110.000	110.000	110.000	0.00	1	1,500	165,000
Ishtar Hotel	HISH	9.350	9.350	9.350	9.350	9.300	9.350	9.300	0.54	1	350,000	3,272,500
Al-Mansour Hotel	HMAN	45.000	45.000	45.000	45.000	45.000	45.000	45.000	0.00	3	52,000	2,340,000
Total Of Hotels Sector										5	403,500	5,777,500
Agriculture Sector												
Agricultural Products Meat	AIPM	4.750	4.750	4.750	4.750	4.750	4.750	4.750	0.00	15	960,333	4,561,582
Iraqi for Seed Production	AISP	8.440	8.440	8.400	8.420	8.450	8.430	8.440	-0.12	15	1,979,127	16,672,741
Total Of Agriculture Sector										30	2,939,460	21,234,322
Total Of Regular										604	1,111,506,738	1,326,867,934

Non Regular Market Bulletin No (85)

Company Name	Code	opening Price	highest price	lowest price	Average price	Prev Average price	Closing Price	prev closing price	change (%)	No.of Trades	Traded Volume	Traded Value
Banks Sector												
International Islamic Bank	BINT	0.370	0.370	0.370	0.370	0.380	0.370	0.380	-2.63	5	81,345,978	30,098,012
Total Of Banks Sector										5	81,345,978	30,098,012
Services Sector												
Al-Ameen Estate Investmen	SAEI	2.650	2.650	2.650	2.650	2.680	2.650	2.690	-1.49	1	250,000	662,500
Total Of Services Sector										1	250,000	662,500
Industry Sector												
Fallujah for construction Ma	IFCM	3.550	3.550	3.540	3.540	3.550	3.550	3.550	0.00	7	2,054,640	7,283,566
National Furniture Industrie	IHFI	2.450	2.450	2.450	2.450	2.500	2.450	2.500	-2.00	2	220,095	539,233
Total Of Industry Sector										9	2,274,735	7,822,799
Hotels Sector												
Ashour Hotel	HASH	18.000	19.000	17.000	17.990	18.000	17.250	18.000	-4.17	11	29,414,895	529,213,689
Total Of Hotels Sector										11	29,414,895	529,213,689
Total Of Non Regular										26	113,285,608	567,797,000

Undisclosed Platform Companies Bulletin (85)

Company Name	Code	opening Price	highest price	lowest price	Average price	Prev Average price	Closing Price	prev closing price	change (%)	No.of Trades	Traded Volume	Traded Value
Industry Sector												
Iraqi Carton Manufacturies	IICM	1.100	1.100	1.060	1.080	1.110	1.060	1.110	-4.50	7	5,540,849	5,975,300
National Chemical &Plastic	INCP	1.870	1.870	1.850	1.870	1.840	1.850	1.880	-1.60	6	6,950,000	12,974,500
The Light Industries	ITLI	0.690	0.690	0.690	0.690	0.690	0.690	0.690	0.00	2	549,004	378,813
Total Of Industry Sector										15	13,039,853	19,328,613
Hotels Sector												
Palestine Hotel	HPAL	23.000	23.000	23.000	23.000	23.000	23.000	23.000	0.00	1	518	11,914
Total Of Hotels Sector										1	518	11,914
Total of un disclosed										16	13,040,371	19,340,527
Grand Total										646	1,237,832,717	1,914,005,461

Iraq Stock Exchange



Trading Session Tuesday 7/5/2024

Not Trading OTC

Company Name	Code	Previous Average price
Rabee Securities	FRSE	—
Karmal Brokerage	FKSX	10.000



Not Trading Bonds Bulletin

Bond type	Publish type	Code	last trading price	immortilize date
Banaa Bonds / million ID	First	CB10	1030000	10/12/2025
Banaa Bonds / million ID	second	CB20	964981	19/12/2025
Amara Bonds /500 thousand	First	CB25	—	9/10/2025
Amara Bonds /Million ID	First	CB30	984000	9/10/2027
Amara Bonds /500 thousand	Second	CB35	—	—
Amara Bonds /Million ID	Second	CB40	—	—
Amara Bonds /500 thousand	Third	CB45	—	—
Amara Bonds /Million ID	Third	CB50	—	—

Iraq Stock Exchange
 Non Iraqis' Bulletin Tuesday May 7 2024
 Regular Market



Non Iraqi Trading of Regular Market (Buy)

Company Names	Code	No.of trades	Traded Shares	Trading Volume
Banks Sector				
National Bank Of Iraq	BNOI	2	395,000	1,156,300
Gulf Commercial Bank	BGUC	2	250,000	47,500
Al-Mansour Bank	BMNS	2	250,000	355,000
Total Bank sector		6	895,000	1,558,800
Telecommunication Sector				
Asia cell	TASC	4	810,000	7,559,900
Total Telecommunication sector		4	810,000	7,559,900
Grand Total		10	1,705,000	9,118,700

Non Iraqi Trading of Regular Market (Sell)

Company Names	Code	No.of trades	Traded Shares	Trading Volume
Banks Sector				
Bank Of Baghdad	BBOB	9	10,000,000	41,000,000
Al-Mansour Bank	BMNS	81	339,301,908	480,183,747
Total Bank sector		90	349,301,908	521,183,747
Grand Total		90	349,301,908	521,183,747

Iraq Stock Exchange non trading companies on Tuesday 7/5/2024

Company Names	Code	Previous Average Price	Closing Price
Banking Sector			
Cihan Islamic Bank	BCIH	2.200	2.200
Elaf Islamic Bank	BELF	0.550	0.550
Asia Al Iraq Islamic Bank	BAIB	0.900	0.900
National Islamic Bank	BNAI	0.620	0.620
United Bank	BUND	0.090	0.090
Kurdistan International Bank	BKUI	0.850	0.850
Economy Bank	BEFI	0.220	0.210
Union Bank of Iraq	BUOI	0.210	0.200
Telecommunication Sector			
Al-Khatem Telecoms	TZNI	2.590	2.590
Insurance Sector			
Al-Ameen for Insurance	NAME	0.700	0.700
Gulf Insurance	NGIR	0.400	0.400
Services Sector			
Al-Nukhba for construction	SNUC	0.670	0.670
Rehab Karbala	HKAR	0.800	0.800
Kharkh Tour Amuzement City	SKTA	4.720	4.750
Al-Mosul for funfairs	SMOF	8.900	8.900
Industry Sector			
Modern Sewing	IMOS	9.900	10.000
Al -Khazer Road for Construction Material	IKHC	2.500	2.500
Iraqi Engineering Works	IIEW	4.500	4.500
Iraqi For Tufted Carpets	IITC	15.000	15.000
Hotels Sector			
Baghdad Hotel	HBAG	10.800	10.800
National for Tourist Investment	HNTI	10.770	10.770
Tourist Village of Mosul dam	HTVM	11.000	11.000
Agriculture Sector			
Modern for Animal Production	AMAP	0.510	0.510
Middle East for Production- Fish	AMEF	7.350	7.350
Al-Ahlyia agricultural production	AAHP	0.950	0.950
Company Names	Code	Previous Average Price	Closing Price
Banks Sector			
World Islamic Bank	BWOR	1.000	1.000
Arabiya Islamic Bank	BAAI	1.000	1.000
Zain Al-Iraq Islamic Bank	BZII	0.340	0.340
Al-Qurtas Islamic Bank	BQUR	1.000	1.000
Arabiya Islamic Bank	BAAI	1.000	1.000
Al Janoob Islamic Bank Investment	BJAB	1.000	1.000
Ameen Al Iraq Islamic Bank	BAME	1.000	1.000
International Development Bank	BIDB	1.000	1.000
Al- Qabidh Islamic Bank	BQAB	0.240	0.240
Al Anssari Islamic Bank	BANS	1.000	1.000
Iraq Noor Islamic Bank	BINI	1.050	1.050
Erbil Bank	BERI	0.110	0.110
Trust International Islamic Bank	BTRU	0.750	0.750
Trans Iraq Bank for Investment	BTRI	0.740	0.740
Al Mustashar Bank	BMUI	1.000	1.000
Al Attaa Islamic Bank	BLAD	0.120	0.120
Erbil Bank	BERI	0.110	0.110

Insurance Sector			
Al -Hamraa Insurance	NHAM	0.900	1.000
Alahliya For Insurance	NAHF	0.330	0.330
Investment Sector			
Al-Zawraa for Financial Investment	VZAF	0.180	0.180
AL-Wiaam for Financial Investment	VWIF	0.310	0.350
Al-Ameen for Financial Investment	VAMF	1.000	1.000
Bain Al-Nahrain Financial Investment	VMES	0.900	0.900
Services Sector			
Ibdaa Al-Sharq Al-Awsat	SIBD	1.000	1.000
Industry Sector			
Baghdad for Packing Materials	IBPM	2.250	2.250
Modern chemical industries	IMCI	100.000	100.000
Agriculture Sector			
Al-Ribas for Poultry and Fodder	AREB	-	-
Company Names	Code	Previous Average Price	Closing Price
Banks Sector			
Babylon Bank	BBAY	0.070	0.070
Services Sector			
General Transportation	SIGT	0.990	0.990
AL-Badia for General Trans	SBAG	0.600	0.600
IndustrySector			
Modern Construction Materials	IMCM	0.630	0.630
Electronic Industries	IELI	0.750	0.750
Al-Hilal Industries	IHLI	0.980	0.980
Investment Sector			
AL- Batek Investment	VBAT	0.380	0.380
Alkhair for financial Investment	VKHF	0.200	0.200
Hotels Sector			
Al-Sadeer Hotel	HSAD	27.000	27.000

Iraq Stock Exchange Suspended Companies

Al-Rajih Islamic Bank (BRAJ)	9/19/2021	The trading suspended for not produce the Annual disclosure for 2020 at closing price (1.000) ID.
North Bank (BNOR)	31/10/2022	The trading suspended by ISC decision at closing price (0.070) ID.

Iraq Stock Exchange News of listed companies Tuesday 7/5/2024

Companies News

Bank of Baghdad (BBOB)	General Assembly Meeting will be hold on Saturday 18/5/2024 at the Dijla Town to discuss financial statement of 2023 , cash dividend , increasing in company capital from 250 billion to 325 billion according to 55/ second . Trading has been suspend on Tuesday 14/5/2024 .
Al -Mansour Bank (BMNS)	General Assembly Meeting will be hold on Tuesday 21/5/2024 at the Al Alwiya Club to discuss financial statement of 2023 , cash dividend , increasing in company capital from 300 billion to 350 billion according to 55/First& second . Trading has been suspend on Thursday 16/5/2024 .
out of trading	
Babil Animal&vegetable Products (ABAP)	General Assembly Meeting will be hold on Monday 11/12/2023 at theAl Jadriya to discuss financial statement of 2021,2022 , cash dividend , discuss the deficit Trading has been suspend on Thursday 7/12/2023 .
Iraqi Land Transport (SILT)	General Assembly Meeting will be hold on Wednesday 6/3/2024 at the Trade Ministry VIP Hall to resign the current board of Administration and elect new five board of Administration .Trading has been suspend on Sunday 3/3/2024.
Credit Bank (BROI)	General Assembly Meeting will be hold on Thursday 2/5/2024 at the company to discuss financial statement of 2023 , cash dividend , increasing in company capital according to first , second /55, elect new board of Administration council . Trading has been suspend on Sunday 28/4/2024 .
AL- Mashreq al-Arabi Islamic Bank(BA)	General Assembly Meeting will be hold on Sunday 5/5/2024 at the trananing and devlopment hall to discuss financial statement of 2023 , cash dividend . Trading has been suspend on Monday 29/4/2024 .
Iraqi Agricultural Products (AIRP)	General Assembly Meeting will be hold on Monday 6/5/2024 at the company to discuss financial statement of 2021 , cash dividend . Trading has been suspend on Tuesday 30/4/2024 .
Region Trade Bank (BRTB)	General Assembly Meeting will be hold on Wednesday 8/5/2024 at the company in erbil to discuss financial statement of 2023 , cash dividend , increasing in company capital from 300 billion to 350 billion when the bank will be get the approval of GAM . Trading has been suspend on Sunday 5/5/2024 .
Iraqi Islamic Bank (BIIB)	General Assembly Meeting will be hold on Saturday 11/5/2024 at the Iraqi Hunting Club to discuss financial statement of 2023 , cash dividend , increasing in company capital from 300 billion to 400 billion according to 55/ second . Trading has been suspend on Tuesday 7/5/2024 .